

DH-7004 Access Control kit with Power supply 5A is a device combined the most advanced chip technology and mechanics of communication. It can control 4 doors with 4 readers. For each door, user can connect the controller with one reader for entry and one button for exit; or connect one reader for entry and one reader for exit to realize safer door access control request. Whenever required, the data stored in the controllers is transferred to the computer and activity reports are printed. Each controller works independently and keeps its own database.



parameter	Door control panel	Multiport Control Panel (2)	Multiport Control Panel (4)
model	DH-7001	DH-7002	<b>DH-7004</b>
communication	Adaptive TCP / IP 10M / 100M	Adaptive TCP / IP 10M / 100M	Adaptive TCP / IP 10M / 100M
description	Control 1 door, enter and exit the door by sliding the card, to enter by sliding the card and exit the door with the button	Control 2 doors, enter and exit the door by sliding the tab, enter the card by sliding and exit the door with the button	Control 4 doors, enter the door by sliding the card and exit the door with the button
PCB dimensions	160 106mm *	160 106mm *	160 106mm *
Box size	273 * 228 * 65mm		
Power supply	12VDC 4-7A		
Power consumption circuit	Less than 100 mA		
Reader input format	Wiegand 26 (All card readers with compatible protocol. Like Motorola, HID, EM, Mifare one, etc.)		
Readership	2 pieces	4 pieces	4 pieces
Checked from the door	1 door	2 doors	4 doors

**Features:**

Support offline work, TCP / IP communication; allow direct connection to the computer through the network cable. Support LAN, remote control through PC software.

Compared to the standard standalone access controller, this device separates the reader and controller individual parts to make a greater security request from the client.

This device is compatible with all RF readers available with any type of standard Wiegand communication format available on the market.

Incorrect connection of the reader or data cable will not destroy the device or open the door illegally.

Inhibition of the effect of static electricity and overvoltage by input interference and feedback from electronic locks.

All-in-one card management system: normal shift and shift management system; fixed rations management system; meeting attendance management system; online patrol management system and security alarm management system.



## Access Control Power supply

BEDDING COTTON FABRICS, IT SEEMS TO BE AS SOFT T-SHIRT. TWANZHU USING FACENT WEAVING TECHNIQUES FROM EVERY DETAIL TO ENSURE SUPERIOR QUALITY. PEOPLE LYING THERE SLEEPING ON A COMFORTABLE FEEL SPECIAL.

stem  
0Hz  
ps+


 **Metal shell**  
High-quality materials

**CAUTION**  
DANGER OF ELECTRIC SHOCK  
DO NOT OPEN

 **Intelligent circuit**  
Charging overload protection







**SOI**

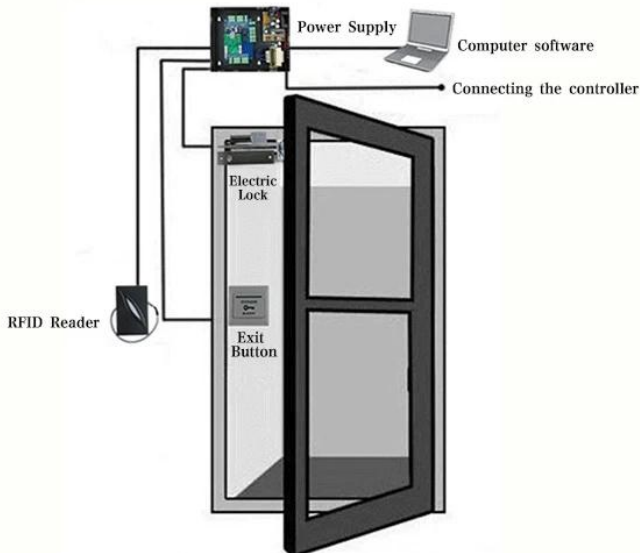
 **Delay adjustment**




**Kindly remind:**

All network control board must configure with access power supply.  
1 board for 1 power supply

-   
RFID Reader
-   
Exit Button
-   
Electric Lock
-   
Power Supply
-   
Alarm and Fire Control  
Expansion Panel
-   
Alarm



### Product Size



### Gift Box Size



### Carton Size



Packing	10pcs/carton
Weight	23kg

Access control management software also includes an all-in-one card management system, such as the attendance management system for nominal and multiple shifts; fixed rations restaurant management system; Meeting attendance management system.

Conventional function: offline operation; real-time monitoring; to see photos; massive memory; flexible configuration for home users; remote unlock; multi-user supervision; quick setup, convenient control and inquiries; review and printable report form; OF MEMORY; the report can be exported to an Excel file; card unlock + password; alarm that does not close for a long time; invalid card offset alarm; unlock the first card; illegal attack alarm; release in defined time; e-map, etc.