

DH-Y002 is a 2 Channel [Wireless Remote Controller](#) with elegant outlook and high frequency stability. The outer case is made of excellent imported ABS flame retardant material. The outer metal ring can prevent damaged by knock against. The ABS panel and buttons are designed for excellent texture. With the mobile cover, it can avoid the mis-trigger which makes this remote control is more safe and reliable. It adapts surface acoustic wave resonator and high-power radio frequency circuit. The advantage of the circuit is: it only consumes currents when pressing the button. no current consumption ordinary time so its very user friendly.



Working/output way:

- 1.Jog/Non-Latched: Press one button is Working /ON. Loosen your finger on the same button is Stop/OFF. One channel switch need one buttons remote control.
- 2.Self -lock/Self-Latched: Press one button for one time is working/ON. Press the same button again is stop/OFF. One channel switch need one buttons remote control.
- 3.Inter-lock /Latched: Press one button is working/ON, press another button is stop/OFF. One channel switch need 2 buttons remote control.
- 4.Delay: Press remote control relay pull-in, release the remote control and begin timekeeping, after 5s,10s,15s will automatically close the relay



Specification:

- 1.Input Voltage: DC10-14V
- 2.Standby Current: <5MA
- 3.RF Frequency: 315MHZ or 433MHZ
- 4.RF Working mode: Super heterodyne receiver
- 5.Receiver Sensitivity: >90dBm
- 6.Remote Control Distance: >100 meter(In open environment)
- 7.Decoding Way: MCU Software decoding
- 8.Can store the number of remote control:50
- 9.Support remote control type: Fixed code, learning code
- 10.Channel: 1CH
- 11.Multiple working modes: (Jog/Non-Latched ,inter-lock/Latched ,self-lock /Self-Latched, Delay off)
- 12.Wiring Method: Fixed wiring terminal

13.Working Voltage: DC12V

14.Output Current: 10A

15.Rated load:10A 250VAC / 10A 125VAC

10A 30VDC / 10A 28VDC

16.Output:Normally open, Common, Normally closed

17.Dimension:3.5cm*3cm*1.6cm



Buttons



Slide



Back




Key chain



Sides

12VDC 2 WAY CONTROL 2NO+2NC




Application: Remote gate controls, Brake; Remote keyless entry (RKE); Wireless control Curtain device; Wireless security systems; Wireless Industrial Control; Wireless parking lot barrier



Trunk




Garage door



Braking door



Induction auto doors



Electric telescopic door

Description:

1.Jog: Press the learning button then release, set the mode from the system automatically

working mode to action mode, wait for a while, when the board LED off, said it is into the learning state, press the remote control, the system received the signal. The LED flashes 5 times and goes off again. After 3S delay, LED light marked learning success, the system automatically withdraw from the learning state.

2.Self-locking: Press the learning button, then release, press 2 times, the system automatically set to self-locking mode, wait for a while, LED off, it is into the learning state, press the remote control, LED flash 5 times Off. 3S after the delay, LED light learning success.

3.Interlock: press the learning button, then release, press 3 times in succession, the system is set to interlock mode.

4.Delay: Press remote control relay pull-in, release the remote control and begin timekeeping, after 5s,10s,15s will automatically close the relay

CONTACT US



Sincerely for your service

You are welcome to come to consult

Contact: Yimo Yang

Cellphone/Wechat/Whatsapp: +86 13612936220

Skype: udohow3

Email: udohow1@udohow.com

Web: www.udohow.com

HOME