

304 RFID DH8181-Y

Udohow RFID

# Induction Card Opening DH-8181



304 Stainless Steel | Smart Card Or Mechanical Key | High Security





# Detail Display

High Quality Life Choices



# Official Marking

High Quality Life Choices



Front Panel / Rear Panel



Lock / Door Clasp



Lock Core / Key (two)



Two Open Door Cards



Accessories Screw

# Shopping Notes

High Qualify Life Choices



## Direction Of Opening

Tips: how to choose the direction of the door lock ?

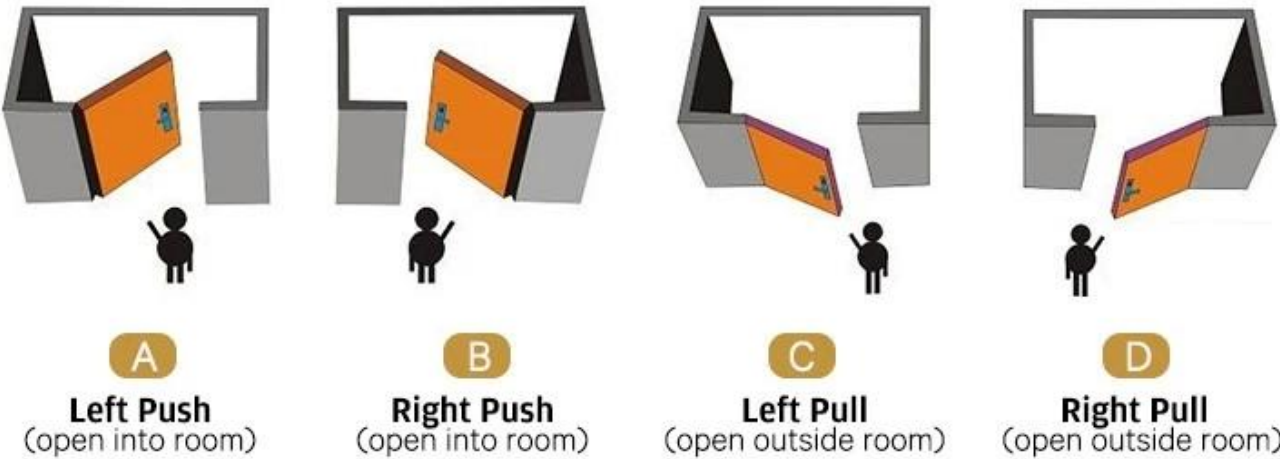
Simply speaking, which way is the hinge on which side to open, The push door is inside, and the open door is open.

A, (Right Push) -- facing the door, the hinge is mounted on the right side of the doorframe and pushed to the door.

B, (Right Pull) - face to face the door hinge is installed on a door frame and the door to the right.

C, (Left Pull) -- facing the door, the hinge is mounted on the left side of the doorframe and pushed to the door.

D, (Left Push ) -- facing the door, the hinge is mounted on the left side of the doorframe, and the outside door is pulled out.



- 
- 1. □□□□□□□□□□□□□□□□□□□□□□ ANSi □ EURO □□□□
- 2. □□□□□□□□□□□□□□□□□□
- 3. □□□□□□□□□□□□□□□□□□
- 4. □□ RFID □□□□□□□□□□□□□□□□□□
- 5. □□□□□□□□□□□□□□□□ 256 □□□□□□□□□□□□□□□□□□
- 6. LED □□□□□□□□□□□□□□□□□□

7.0016000000000000/000/000/000/000...0

**CONTACT US**



**Sincerely for your service**

**You are welcome to come to consult**

**Contact:** Yimo Yang

**Cellphone/Wechat/Whatsapp:** +86 13612936220

**Skype:** udohow3

**Email:** [udohow1@udohow.com](mailto:udohow1@udohow.com)

**Web:** [www.udohow.com](http://www.udohow.com)

**HOME**